

GETTING READY

LEVEL 2

SUPERPREP INSTRUCTIONS FOR YOUR COLONOSCOPY



Portland
Gastroenterology
CENTER

Innovation & Caring for Digestive Health

3



7 days prior to your procedure stop taking or eating the following:

- ⊘ Iron supplements
- ⊘ Fiber supplements such as Metamucil, Citrucel and Fiberall
- ⊘ Do not eat nuts, seeds, popcorn, or corn (other examples include tomatoes, granola with dried fruit, raisins).

Take all other medications.

PLEASE CALL THE OFFICE IF:

- You are diabetic.
- You are pregnant.
- You are on Coumadin, Warfarin, Plavix or any other anti-coagulation therapy.
- You have an artificial heart valve, internal cardiac defibrillator (ICD), prior history of heart valve infection or require antibiotics prior to medical procedures.
- You are on dialysis, or have chronic kidney disease and see a kidney specialist.

Purchase the following items from any pharmacy or grocery store:

Two 8.3 oz. containers of Miralax or Gavilax powder




Simethicone (the generic) or Gas-X anti-gas tablets, either 125 mg or 180 mg. You will need 2 tablets.



128 oz. Gatorade (orange, green or yellow), Propel Water, Vitamin Water, coconut water or Smartwater



Two 10 oz. bottles of liquid magnesium citrate



TWO DAYS BEFORE Your PROCEDURE

OK to eat one meal, before 1 PM, but only from the following list of foods:

- Boiled or poached egg
- Cottage cheese
- Yogurt (no granola or fruit chunks in it)
- Chicken, turkey or fish without skin
- White bread or toast without butter
- Plain tofu

Drink ONLY clear liquids. Clear liquids may be taken up to 3 hours before your procedure.

DO NOT EAT SOLID FOOD.

A clear liquid is one that you can see through (NOTHING RED, PURPLE OR BLUE).

EXAMPLES OF CLEAR LIQUIDS ARE AS FOLLOWS:

- Clear beef or chicken broth, such as bouillon cubes dissolved in water
- Popsicles, except for red, purple or blue
- Coconut water (NOT coconut milk)
- Strained fruit juice, such as apple or white grape juice
- Coffee and tea (without cream or dairy products)
- Gatorade
- Soft drinks
- Kool-Aid
- Jell-O



At 1 PM: Mix the first 8.3 oz. bottle of Miralax or Gavilax with 64 ounces of orange, green or yellow Gatorade, Propel Water, Vitamin Water, coconut water or Smart Water.

(You may mix solution ONE HOUR before and chill in the refrigerator.)

Once it's mixed, drink an 8-ounce glass every 10 to 20 minutes, until you have finished the entire 64 ounces of the solution.

As you drink the mixture, you may feel nauseous or like you need to use the bathroom. It's a good idea to stay close to your bathroom while you drink the mixture. If you do start to feel nauseous, stop drinking the prep solution for a while until the feeling passes, then resume. At this point, about 2 hours after you've started drinking the prep solution, you should have started having bowel movements.

ON THE DAY BEFORE Your PROCEDURE

Take the first 10 oz. bottle of magnesium citrate in the morning.

In the afternoon, mix the second 8.3 oz. bottle of Miralax or Gavilax with 64 ounces of orange, green or yellow Gatorade, Propel Water, Vitamin Water, coconut water or Smart Water.

(You may mix solution ONE HOUR before and chill in the refrigerator.)

Once it's mixed drink an 8-ounce glass every 10 to 20 minutes, until you have finished the entire 64 ounces of the solution.

Instructions continue on the next page.

If your exam is BEFORE 10 AM THE NEXT DAY

Drink the second bottle of magnesium citrate at 7 PM. Once you have finished the second bottle of magnesium citrate, take two simethicone or Gas-X anti-gas tablets. These tablets should be the last thing you take by mouth before your procedure, except your usual medications with a sip of water.

If your exam is AFTER 10 AM THE NEXT DAY

4 to 5 hours prior to your scheduled procedure, drink the second bottle of magnesium citrate. Once you have finished the second bottle of magnesium citrate, take two simethicone or Gas-X anti-gas tablets. These tablets should be the last thing you take by mouth before your procedure, except your usual medications with a sip of water.

Your stool should be clear and yellow. This chart will help you judge your progress!

If your bowel movements are already running clear yellow, you do not need to take the second bottle of magnesium citrate.



DARK AND MURKY
NOT OK



BROWN AND MURKY
NOT OK



DARK ORANGE AND SEMI-CLEAR
NOT OK



LIGHT ORANGE AND MOSTLY CLEAR
ALMOST THERE!

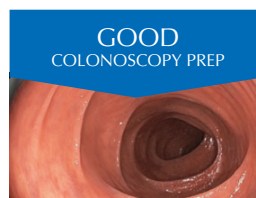


YELLOW AND CLEAR, LIKE URINE
YOU'RE READY!

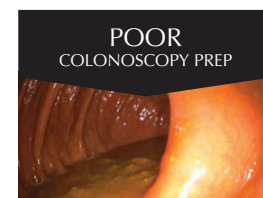
The Importance of a GOOD PREP

Your prep is one of the most important parts of your colonoscopy. Without a good prep—your bowel empty and clean—your gastroenterologist will not be able to see your colon clearly. This could lead to missing a polyp or rescheduling your colonoscopy.

Here are photos that show the difference between a good prep and a bad prep, so you can see why prep is important.



GOOD
COLONOSCOPY PREP



POOR
COLONOSCOPY PREP

IMPORTANT NOTES

What are the risks?

Colonoscopy is a standard medical procedure, but all such procedures have some risks. These problems do not happen often.

1. Rarely, the instrument may tear the wall of the colon. This may require surgery.
2. There may be adverse drug reactions or heart/ breathing complications.
3. In rare instances, bleeding may occur, usually when tissue or polyps are removed. This may mean being admitted to the hospital for additional care which may require a transfusion or surgery.

Important: You must bring someone who will meet you inside the recovery area after your procedure and drive you home.

A ride service driver or taxi driver is not acceptable.

Preferably, your driver will remain in our waiting room or be available with 15 minutes notice.

Please leave all jewelry at home.

Please plan on being at our facility for approximately 2 hours from your arrival. If your procedure is scheduled late in the day (4:00 PM or 4:30 PM), please be sure your ride is here NO LATER THAN 5:45 PM.

If you have any questions, please call the office at 773-7964.



Portland
Gastroenterology

CENTER

Innovation & Caring for Digestive Health

**161 Marginal Way
Portland, Maine 04101
773-7964
portlandgastro.com**